



**FORUM**  
RESEARCH INC.


# County of Dufferin Social Services and Poverty Reduction Plan Key Findings

October, 2015

# POVERTY

## “Change to Improve Service”

"Our lives begin to end the day we become silent  
about things that matter."  
— Martin Luther King, Jr



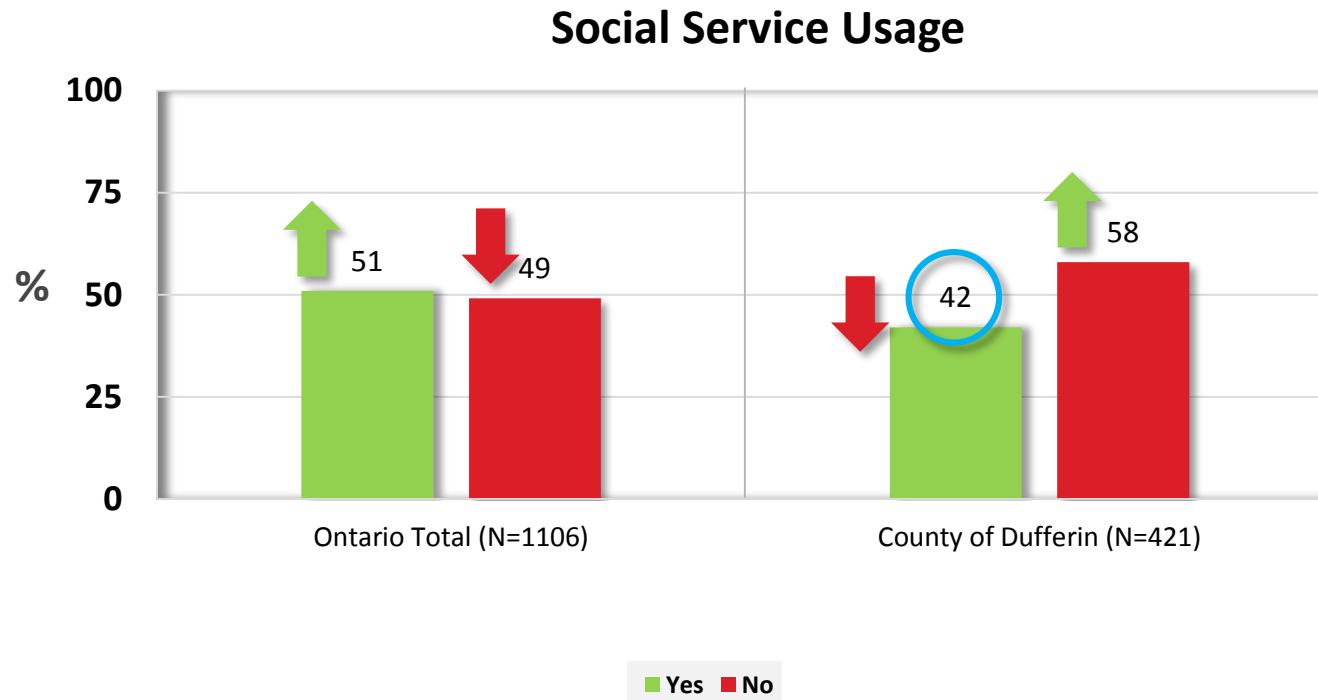
## 4. Next Steps – Poverty Reduction Plan

- Create Poverty Reduction Task Force
- Hire a Poverty Reduction Coordinator
  - Prioritize and set a poverty reduction strategy for Dufferin County
    - Define Poverty in Dufferin County
    - Local leadership around poverty issues
    - Collective partnerships and advocacy work that addresses social policy created by different levels of government
    - Designing community tables that serve to address poverty issues
    - Service system management fundamentals that simplify poverty-related services and barriers
    - Accessing funding and grant opportunities that assist with local poverty reduction work



# 1. Social Service Usage Findings

On the whole, 42% of residents in the County of Dufferin service area indicated they or a member of their family has used social services.

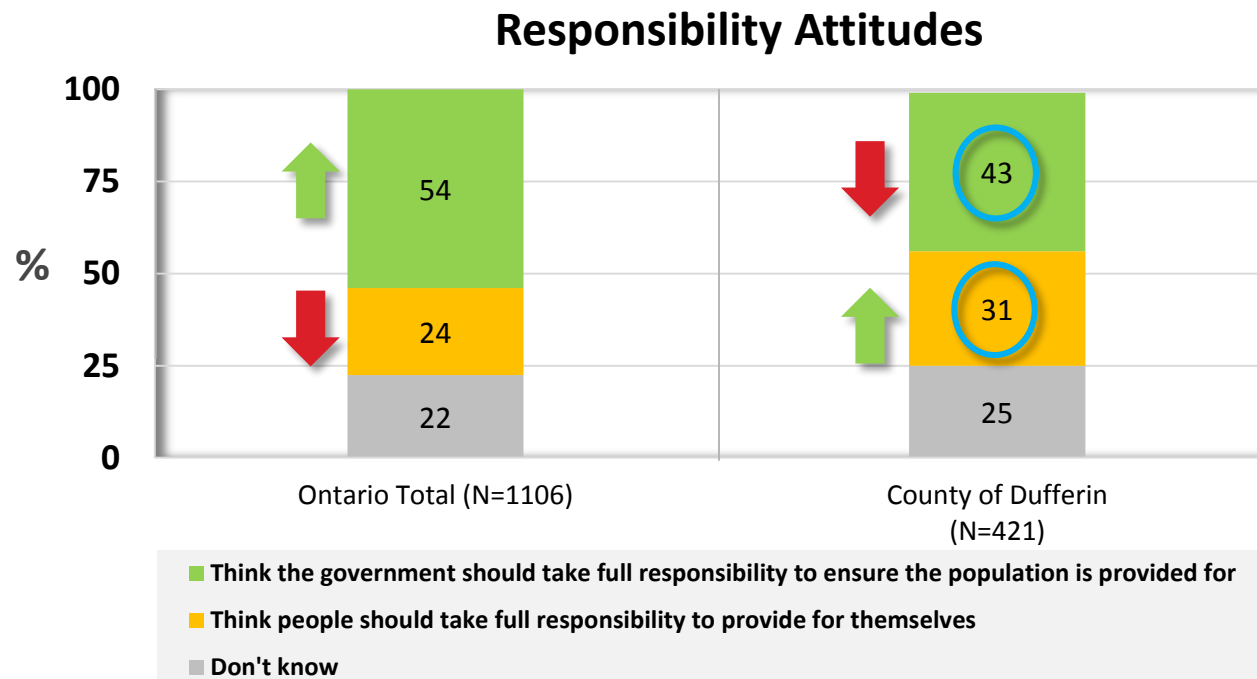


**FORUM**  
RESEARCH INC.

1. I'd like to ask you some questions about social services. Social services refer to government programs that support people in time of need. Examples of social services would be welfare, childcare fee subsidies, housing subsidies, long term care/seniors residents, or homeless shelters. **First of all, have you or any member of your family ever used social services?**

## 2. Responsibility Attitudes

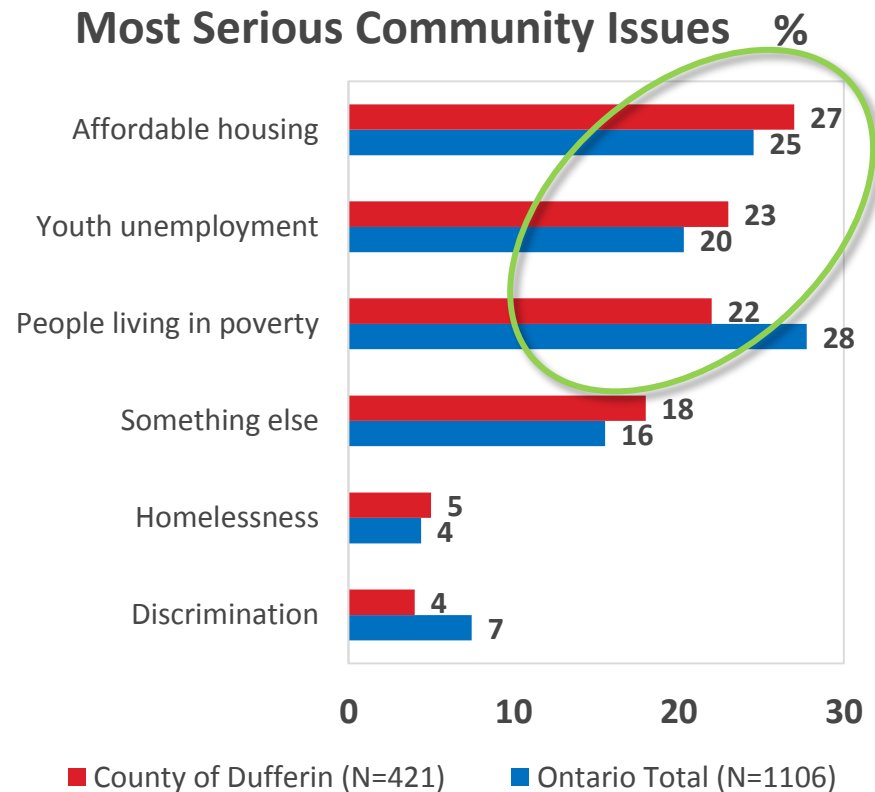
Just over 4 in 10 of local residents polled think the government should take full responsibility to ensure the population is provided for (43%, significantly lower than the Ontario average), while just under a third think people should take full responsibility and provide for themselves (31%, significantly higher than the Ontario average of 24%). Fully one quarter indicated they don't know (25%).



### 3. Most Serious Community Issues

The most serious community issues according to respondents were 'affordable housing' (27%), 'youth unemployment' (23%), and 'people living in poverty' (22%, significantly lower than the province-wide average of 28%).

It should be noted that those who indicated they or someone else in their family have used social services were significantly more likely than those who have not to think affordable housing is the most serious issue in their community (38%, compared to 19%).







**FORUM**  
RESEARCH INC.

# The Numbers

## 4. Dufferin County Caseload Statistics



- Number of cases on OW 500
- Number of individuals on OW 800
- Number of singles on OW 50%
- Number of couples on OW 20%
- Number of sole supports on OW 30%
- Average months on OW 21.29 months
- Number of persons on housing waiting list 500 (Sept)
- Number of seniors on waiting list 226 (Sept)
- Average wait time on list 3 – 7 years



## 4. Dufferin County Caseload Statistics

- Number of County RGI and Affordable units - under 300
- Number of provider RGI units 203 (co-ops , NFP)
- Number of families in receipt of children's fee subsidy 300
- Number of families on childcare waitlist 40
- Number of eviction preventions (From 01/ 2014 - 180)
- Number of utility supports (From 01/2014 - 240 – \$6,500/mnth)
- Number of first and last month rents paid (From 01/2014 – 230 – \$50,000)
- Number of stays in shelters (600 nights - Q1)
- Total payout (OW budget) 4 million 2015

